

1

2

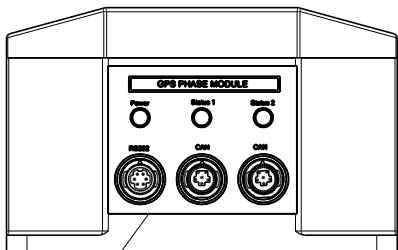
3

4

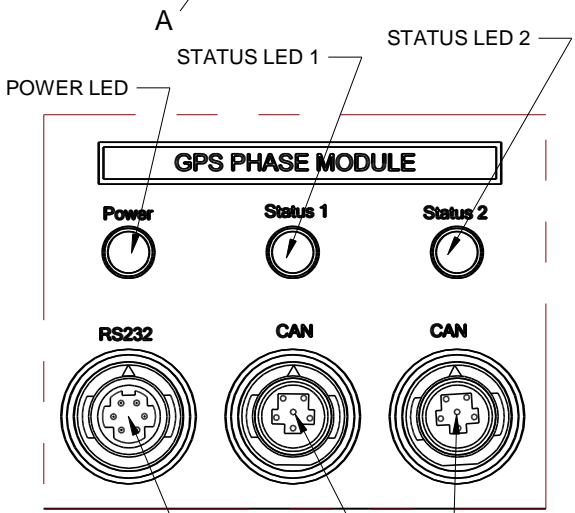
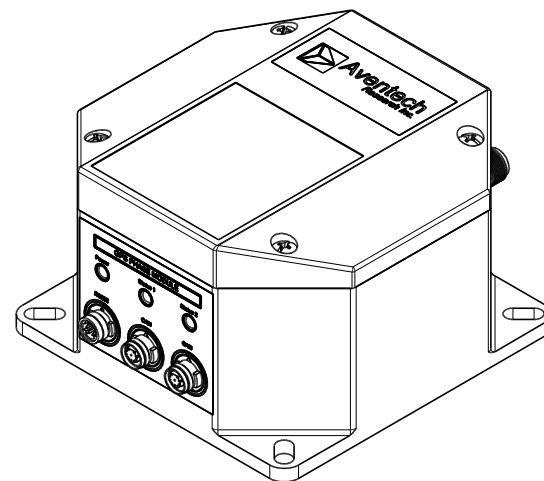
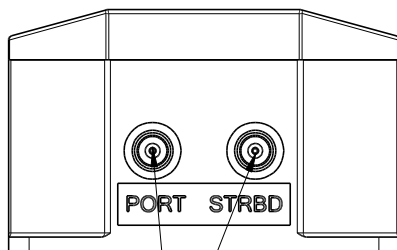
5

6

FRONT VIEW



REAR VIEW



GPS ANTENNA INPUT
TNC CONNECTOR
P/N: 221500-1

NOTE: SEE SHEET 3 FOR MOUNTING DETAILS

MATERIAL: POLYGLASS
FIBERGLASS-REINFORCED POLYESTER WITH GRAPHITE

COLOR: BLACK

RS232
HIROSE CONNECTOR
P/N: HR30-6R-6P(71)

CAN
HIROSE CONNECTOR
P/N: HR30-6R-6S(71)

TITLE AIMMS-20 GPS MODULE TECHNICAL SPECIFICATIONS DRAWING				
DRAWN BY V. MANIVASAKAN	APPROVED BY B. WOODCOCK	DATE ISSUED 16 - 07 - 2013	MATERIAL SEE NOTES	FINISH SEE NOTES
UNLESS OTHERWISE SPECIFIED DIMENSIONS ARE IN INCHES AND METRIC DIMENSIONS IN BRACKETS [] TOLERANCES: TWO PLACE DECIMAL +/- 0.004 THREE PLACE DECIMAL +/- 0.001		THE INFORMATION CONTAINED IN THIS DRAWING IS THE SOLE PROPERTY OF AVENTECH RESEARCH INC. ANY REPRODUCTION IN PART OR AS A WHOLE WITHOUT THE WRITTEN PERMISSION OF AVENTECH RESEARCH INC. IS PROHIBITED.		
DWG NO. AIMMS20_GPS -TSD			EDITION A	SHEET 1 OF 3

1

2

3

6